
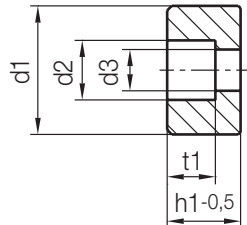


Z56/...

Haltescheibe
Stop disc
Rondelle de butée

Mat.: 1.1730/690 N/mm²



2


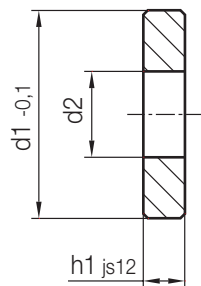
t1	d3	d2	d1	h1	Nr./No.
8,4	6,6	11	15	10	Z56/15x10
11	9	14,5	22	14	22x14
13,5	11	17,5	36	20	36x20

t1	d3	d2	d1	h1	Nr./No.
15,5	14	20	46	25	Z56/46x25
21	18	26	56	32	56x32

Z561/...

Scheibe
Washer
Rondelle

Mat.: 1.0715/950 N/mm²



d2	d1	h1	Nr./No.
6,2	14	3	Z561/14x3
8,3	18	4	18x4
10,4	24	5	24x5

d2	d1	h1	Nr./No.
12,5	30	6	Z561/30x6
16,5	40	8	40x8